

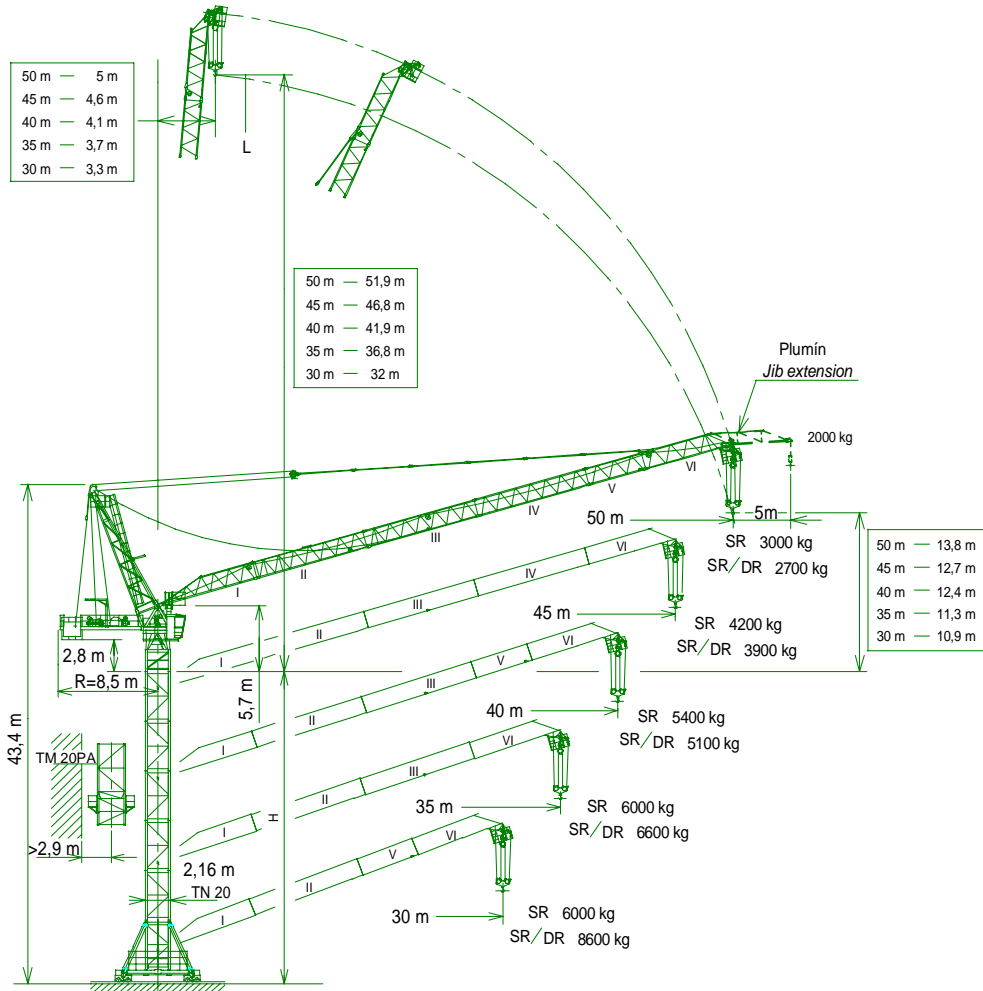
# GRUA TORRE TOWER CRANE

# J180PA

UNE 58-101-92  
FEM 1001

SISTEMA DE CALIDAD CERTIFICADO SEGUN  
QUALITY ASSURANCE SYSTEM CERTIFIED ACCORDING TO

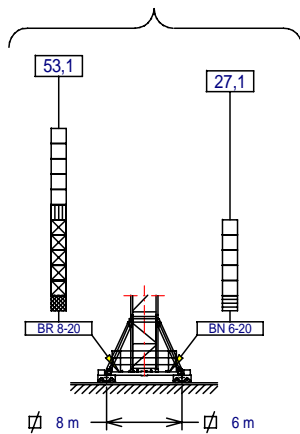
UNE-EN-ISO 9001



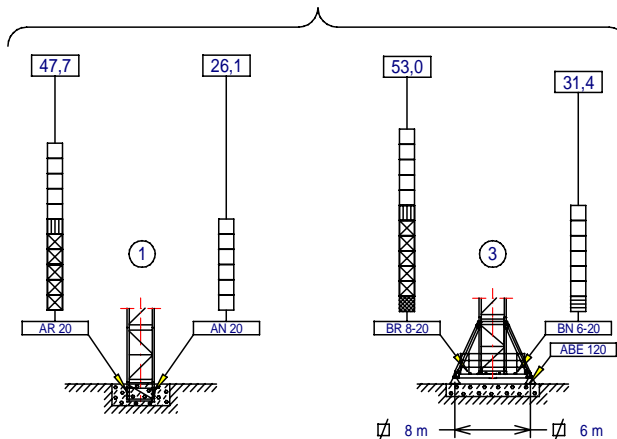
H = Máxima altura de torre sin arriostrar (m)  
Maximum tower height without fastening (m)

Tramo pluma I	200.40.000	TNI 20	200.30.500
Tramo pluma II	200.41.000	TRI 20	153.30.500
Tramo pluma III	200.42.000	BN 6-20	200.20.000
Tramo pluma IV	200.43.000	BR 8-20	153.20.000
Tramo pluma V	200.44.000	TN 20	136.31.000
Tramo pluma VI	200.45.000	TR 20	136.30.000
TM 20PA	200.35.000	TR 20A	136.30.400
		ABE 120	142.23.000

(H<sub>SR</sub>) TRASLACION / TRAVELLING



(H<sub>SR</sub>) ESTACIONARIA / STATIONARY




- TN 20
- ▨ TR 20 A
- ⊗ TR 20
- ▤ TNI 20
- TRI 20




## JASO EQUIPOS DE OBRAS Y CONSTRUCCIONES, S.L.

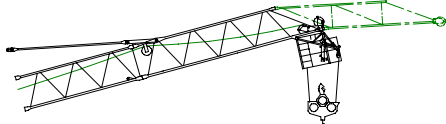
Fecha / Date: 16-03-07 - Reservado el derecho a modificaciones sin previo aviso / Subject to modification, without previous warning

Declinamos toda responsabilidad derivada de la información proporcionada / This information is supplied without liability

 SR (kg)		Cargas máximas / Maximum loads SR — 6000						6000 kg a
		Alcance del gancho (m) Hook reach (m)						
		50	45	40	35	30	25	
PLUMA JIB	50 m	3000	3900	5000	6000	6000	6000	36,1 m
	45 m	—	4200	5300	6000	6000	6000	37,3 m
	40 m	—	—	5400	6000	6000	6000	37,7 m
	35 m	—	—	—	6000	6000	6000	35 m
	30 m	—	—	—	—	6000	6000	30 m

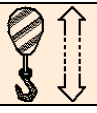
  

 SR / DR (kg)		Cargas máximas / Maximum loads SR / DR — 6000 / 12000						6000 / 12000 kg a
		Alcance del gancho (m) Hook reach (m)						
		50	45	40	35	30	25	
PLUMA JIB	50 m	2700	3600	4650	6000	6000 / 7800	6000 / 10300	35,1 / 22,5
	45 m	—	3900	5000	6000 / 6400	6000 / 8200	6000 / 10700	36,2 / 23
	40 m	—	—	5100	6000 / 6500	6000 / 8300	6000 / 10800	36,6 / 23,2
	35 m	—	—	—	6000 / 6600	6000 / 8400	6000 / 10900	35 / 23,2
	30 m	—	—	—	—	6000 / 8600	6000 / 11100	30 / 23,5



- Con el plumín colocado reducir los valores del diagrama de cargas en 300kg.  
- With jib extension assembled reduce the load diagram values in 300kg.







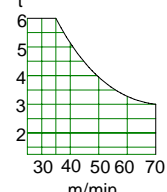
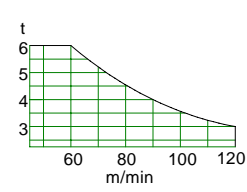

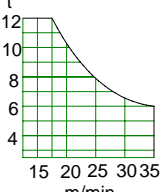
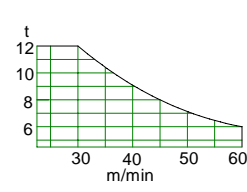

\*opcional  
\*optional



	EC 6070 VF	*EC 100120 VF
2000 kg	0 ... 72 m/min	0 ... 120 m/min

Plumín:  
- Carga: 2000kg a tiro directo para cualquier alcance.  
- Load: 2000kg direct pull for any jib reach.

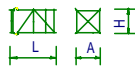

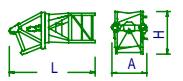
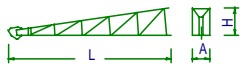
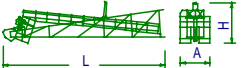
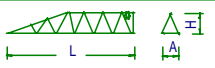
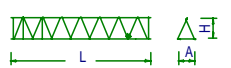
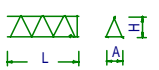

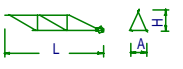

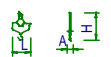

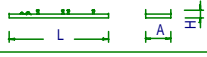




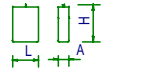
**CARACTERISTICAS DE MECANISMOS / MECHANISMS FEATURES**

*opcional *optional											
		EC6070VF		*EC100120VF		TG2020VF	OG1507VF	EP6015VF	TH2006		
	t m/min	3 0...70	6 0...35		3 0...120	6 0...60		0...20 m/min	0...0,2 0,2...0,35 0,35...0,7 r/min sl/min	1,5 min	0,6 m/min
	t m/min	6 0...35	12 0...17,5		6 0...60	12 0...30					
kW		44,1		73,5		2 x 7,3	2 x 5,5	44,1	15		
Máx. recorrido gancho Maximum hook course		SR	170m 364m	3 capas / layers 6 capas máx. / max. layers			Potencia necesaria con ... Power required with ...				
		DR	85m 182m	3 capas / layers 6 capas máx. / max. layers			400V 50Hz	EC6070VF = 113,8 kW EC100120VF = 143,2 kW			
Importante: A medida que la altura bajo gancho aumenta, disminuye la capacidad de carga de la grúa. Para alturas superiores a la autoestable consultar a JASO EQUIPOS DE OBRAS Y CNES, S.L.						Important: When the height under hook increases, the hoisting load will decrease. If the height under hook is higher than the free standing height, consult to JASO EQUIPOS DE OBRAS Y CNES, S.L.					



# JASO EQUIPOS DE OBRAS Y CONSTRUCCIONES, S.L.

Fecha / Date: 16-03-07 - Reservado el derecho a modificaciones sin previo aviso / Subject to modification, without previous warning  
Declinamos toda responsabilidad derivada de la información proporcionada / This information is supplied without liability

DENOMINACION DENOMINATION		L (m)	A (m)	H (m)	Peso (kg) Weight (kg)
Torre inferior Lower Tower	TNI 20 TRI 20	 4,475 4,575	2,504 2,504	2,504 2,504	3310 4303
Torres Towers	TN 20 TR 20 TR 20A	 4,475 4,575 4,475	2,201 2,201 2,193	2,281 2,281 2,277	2705 3548 3504
Torre asiento de pista. Base punta de torre y Orientación Slewing table, Tower head base and Slewing mechanism		 6,240	2,550	3,057	8710
Estructura punta de torre sin base Tower head structure without base		 11,57	1,947	2,000	4440
Conjunto Punta de torre sin base y con pasteca Tower Head Assembly without base and with reeving block		 11,760	2,150	2,967	5790
Tramo de pluma Jib section		 9,180	2,040	1,595	1425
Tramo de pluma Jib section		 10,160 10,160 10,160	1,226 1,226 1,226	1,555 1,555 1,555	1325 1195 955
Tramo de pluma Jib section		 5,270	1,226	1,555	600
Tramo de pluma Jib section		 8,015	1,258	1,645	1125
Plumin Jib extension		 7,141	0,852	1,315	285
Punta de pluma Jib end		 1,785	2,375	1,455	347
Polipasto/Hook Assembly Gancho/Hook		 1,287 0,200	0,392 0,233	1,988 0,897	590 120
Tirantes sostén pluma Jib support tie		 5,000	0,300	0,450	975
Estructura contrapluma Counterjib structure		 7,110	1,875	0,540	1145
Contrapluma con mecanismos Counterjib with mechanisms		 7,110	2,230	1,819	7295
Plataforma y cabina Platform with cabin		 3,686	1,630	2,250	787
Mecanismos Mechanisms		 1,919 1,948	2,110 2,170	1,540 1,400	2900 3250
Estructura Torre de montaje Jacking cage structure		 8,150	2,791	2,772	3590
Contrapeso Counterweight		 1,486	0,600	2,125	4100

**LASTRES INFERIORES  
LOWER BALLASTS**

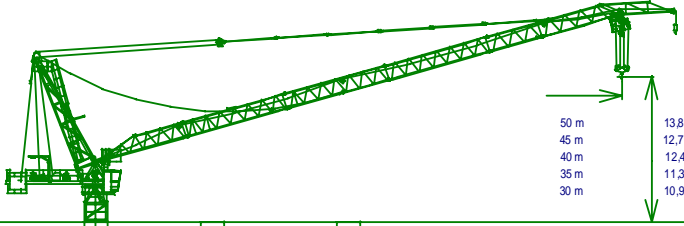
Para alturas intermedias tomar el lastre correspondiente a la altura superior  
For intermediate heights take the ballast corresponding to the higher height

Altura de torre (m) / Tower height (m)			31,4			
Número de piedras a colocar Number of ballast blocks to put	Piedras de / Blocks of 6000 kg	BN 6 - 20	12			
Altura de torre (m) / Tower height (m)			18,3	35,6	48,8	53,1
Número de piedras a colocar Number of ballast blocks to put	Piedras de / Blocks of 6000 kg	BR 8 - 20	8	10	12	14



**JASO EQUIPOS DE OBRAS Y CONSTRUCCIONES,  
S.L.**

Fecha / Date: 16-03-07 - Reservado el derecho a modificaciones sin previo aviso / Subject to modification, without previous warning  
Declinamos toda responsabilidad derivada de la información proporcionada / This information is supplied without liability

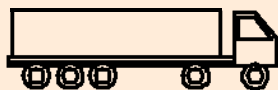


TORRES TOWERS	ALTURA HEIGHT					ALTURA HEIGHT	TORRES TOWERS
1	4,57	TN 20 TND 20	TN 20 TND 20	TN 20 TND 20	136.31.000 136.31.500	4,57	1
2	8,89					8,89	2
3	13,21					13,21	3
4	17,53					17,53	4
5	21,85					21,85	5
6	26,17		TR 20A TRD 20A	TR 20A TRD 20A	136.30.400 136.30.800	26,17	6
7	30,49	AN 20 AND 17/20/23 ANDC 17/20/23	TR 20 TRD 20	TR 20 TRD 20	136.30.000 136.30.500	30,49	7
8	34,81					34,81	8
9	39,13					39,13	9
10	43,45					43,45	10
11	47,77					47,77	11
		AN 20 AND 17/20/23 ANDC 17/20/23	AR 20 ARD 17/20/23 ARDC 17/20/23	TR 23/TR 20 TR 23 TRD 23	142.36.500 142.30.000 142.30.500	48,82	12
		AR 20 ARD 17/20/23 ARDC 17/20/23				53,14	13
		AR 23 ARD 17/20/23 ARDC 17/20/23				57,46	14
						61,78	14

Transporte grúa de 27,1 m con traslación 6x6m. y sin lastre

27,1 m under hook crane transport with travelling base 6x6m. and without base ballast

En camiones / In trucks



5 unidades / 5 units

En contenedores / In containers

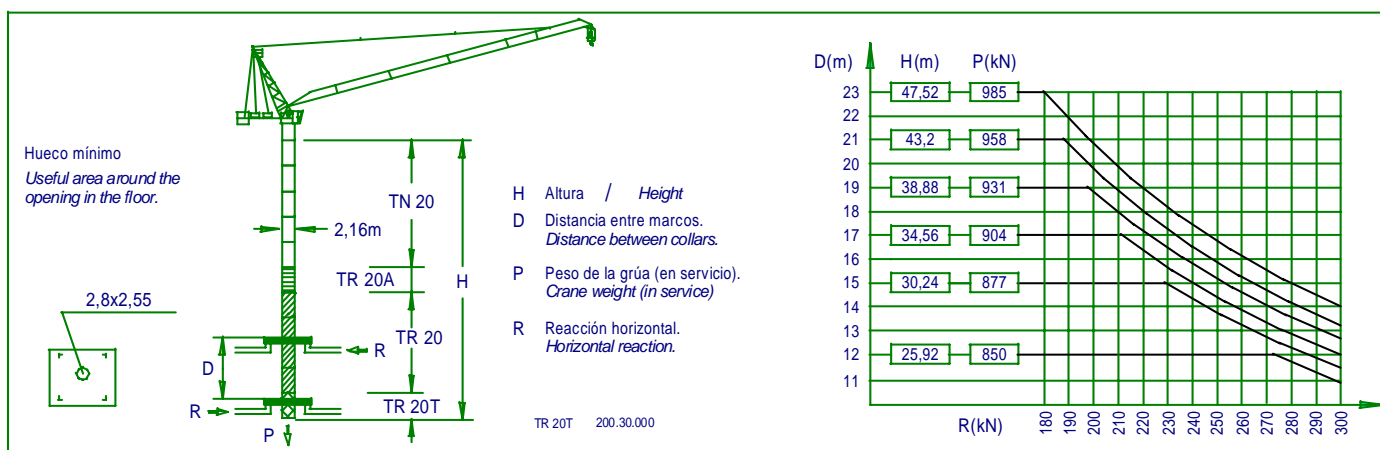
HIGH CUBE 40'

5 unidad / 5 unit

FLAT RACK 40'

Ancho 2,4m  
2,4m wide

1 unidad / 1 unit



JASO EQUIPOS DE OBRAS Y CONSTRUCCIONES, S.L

Ctra./Rd. Madrid - Irún Km. 415  
20.213 IDIAZABAL (Gipuzkoa)  
ESPAÑA / SPAIN  
P.O. Box, 23 - 20.200 BEASAIN

Tel. +34 943 - 18 70 00  
Fax. +34 943 - 18 70 20  
E-mail: jaso@jaso.com  
http://www.jaso.com

Fecha / Date: 16-03-07

DELEGACION / DELEGATION